

Unblemished.  
Unassuming.  
Unseen.



Now unsightly wiring devices can remain unseen with Concealite's DisCover Series, featuring our FDP (Flush Device Plate) system. The FDP was developed for Architects and Designers who want to hide all mounted devices such as receptacles, phone, data and ethernet devices that blemish beautiful interiors. Conceal devices with our revolutionary FDP system – technology that eliminates the need for receptacles to be visible.


## DisCover™ Series FDP™ – Flush Device Plate

### Aesthetics

The DisCover Series FDP (Flush Device Plate) allows any standard single gang receptacle and wiring device to be recessed within a standard depth wall, all concealed behind a rotating door. FDP is field finished to match interior wall color, texture or finish perfectly when in the closed position. The result is a clean and unobstructed interior design.

### Architectural Features

- Stainless steel extended thin mud plate allows for a seamless and flush final finish.
- The FDP mounts into a standard stud wall during any construction phase. Easy access allows for future interior device replacement.
- The FDP is designed to allow for in field application of custom finishes (paint, textured paint, appliqué, or wallpaper). This allows the FDP's access door to blend in perfectly with the surrounding wall surface color or texture for a final appearance that is nearly impossible to see.
- Door manually rotates open for access to outlets or other devices. In a closed position, receptacles or switches are concealed behind a flush door that "disappears" into the surrounding decor.
- Access door cover is constructed of heavy gauge stainless steel.
- The FDP is vandal resistant, and not prone to typical damage associated with exposed installations.
- Receptacle devices and switches furnished with the FDP are specification grade quality.
- Receptacles are rated for 125 VAC, 20 amp and switches are rated for 120/277 VAC, 20 amp. Custom configurations are available by contacting Concealite.
- The FDP System includes specification grade devices.
- FDP accepts all major wiring device manufacturers' products (specify if preference).



Envision the Invisible.



Concealite's DisCover Series Makes it Possible!

Envision the Invisible.

## Installation

The FDP (Flush Device Plate) is installed on a standard 4" square by 1 1/2" deep junction box as an extension. The junction box is mounted to the side of the stud [Fig. 4]. The FDP outer sleeve is then attached to the junction box [Fig. 3] and the device is wired and placed into position and secured. The location of the wall mounted outer sleeve is then marked for placement for the access hole to be cut (typical roto-zip process). Once the wall material (gypsum board, etc.) is in place and the access hole is cut, the FDP flush plate/door assembly is secured flush to the wall [Fig. 4]. The field application of wall finishing material conceals the flush plate surface, and the FDP is ready for paint or other wall finishes to be applied [Fig. 5]. Please see installation instructions for more details.

## Product Specifications

The Flush Device Plate system shall be Concealite/DisCover Series FDP (Flush Device Plate) and will conform to UL Standards UL514 and be installed in accordance with all National Electrical Code requirements. The unit shall have a flush access door that rotates and allows access to the device [Fig. 6]. The unit shall be constructed of a stainless steel flush mounting plate system that rotates and allows access to the device. The FDP System shall include specification grade devices (specify if preference).

### Receptacles

- #5362 Traditional Style
- #16362 Decora Style
- #8300-HG Traditional Style (Hospital Grade)
- #16362-HG Decora Style (Hospital Grade)

### Switches

- #1221, #1223, #1224 Traditional Style
- #5621, #5623, #5624 Decora Style

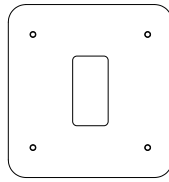
## Limited Warranty

All Concealite equipment is guaranteed against defects in materials and workmanship by the manufacturer for a period of three years from date of shipment under normal operations and proper use. Correction of all defects shall be by replacement or repair (at our discretion) and shall constitute fulfillment of all manufacturer's obligations.

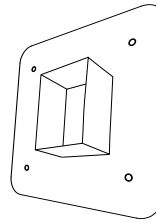


## DisCover™ Series

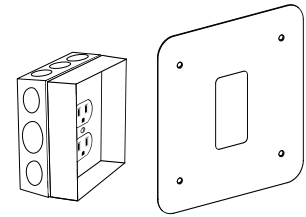
### FDP (Flush Device Plate)



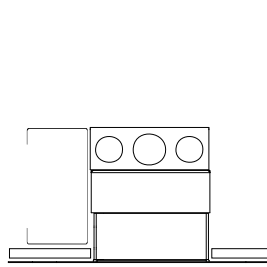
[Fig. 1] Front View FDP



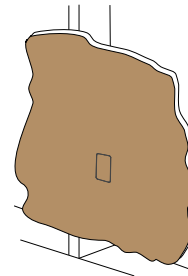
[Fig. 2] Back View FDP



[Fig. 3] FDP & Junction Box Assembly



[Fig. 4] Top View FDP Installed



[Fig. 5] FDP Finished Closed Position  
Access Door 2" Width x 4" Height

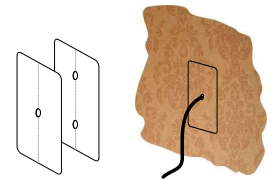


[Fig. 6] Manual Rotation to  
Access Concealed Device

## Ordering Information

Example Spec: FDP-RT-MP-UP

	FDP	DEVICE	OPTIONS
<b>Series</b>	FDP (Flush Device Plate)		
<b>Device</b>	(Device Furnished with J-Box, Device and Cover Plate)		
RT	Duplex Receptacle (Traditional #5362)		
RD	Duplex Receptacle (Decora #16362)		
S1T	Single Pole Switch (Traditional #1221)		
S3T	Three Way Switch (Traditional #1223)		
S4T	Four Way Switch (Traditional #1224)		
S1D	Single Pole Switch (Decora #5621)		
S3D	Three Way Switch (Decora #5623)		
S4D	Four Way Switch (Decora #5624)		
A	Audio Video - List Connector Type		
V	Voice Data - List Connector Type		
B	Blank Plate		
O	Other, Provide Description		
<b>Options</b>			



### Flush User Plate (UP) Option

Snap in Flush User Plate to be used when cord(s) in place. Field applied finish allows the plate to match wall finishes.

- MP Multi-Pack Cover Plate Package** (Cover Plates Only) Includes a Variety of DisCover Series Wall Plates for Devices for In-Field Selection. Multi-Pack Cover Plate Package Includes:
  - (1) Traditional Receptacle, (1) Decora Receptacle and (1) Traditional Toggle Switch
- GFCI** Ground Fault Circuit Interrupter Receptacle
- TP** Tamper Resistant/Child Proof Receptacle
- VR** Vandal Resistant Keyed Door with Concealed Locking Mechanism (Allows Access Only Via Key Furnished)
- MC** Metal Clad Cable Connectors for Field Modification of Standard 1/2" And 3/4" Conduit Raceway Device Wiring Box
- HG** Hospital Grade, Switch / Receptacle
- BRAND** *Optional:* Specify Device Manufacture/ Catalog No.
- CF** Custom Finish Interior. Finish for Visible Interior When in Use. (Specify RAL Color). Ivory Finished Interior Provided as Standard.
- FR** Fire Rated Enclosure Installation – Maximum 2 Hour
- UP** Snap in Flush User Plate – Used When Cords are in Place



202 Elk Street, P.O. Box 160  
 Elkton, SD 57026  
 Phone: (605)542-4444  
 Fax: (605)542-3333  
 www.concealite.com