




Innovative.  
Incognito.  
Ingenious.



With over two decades of experience building and designing unique concealed fixtures, we remain the top choice for innovative and quality life safety products. The RPL (Remote Powered Lighting) Series R4000 offers a remote powered alternative to our F5000 unit which has self-contained batteries. The R4000 model may also be specified in a non-emergency capacity to serve as operational lighting only.

## RPL Series R4000

   REM (Remote Power Required)

### Aesthetics

These compact, virtually invisible emergency lighting fixtures preserve the integrity of architectural or interior designs while meeting all National and State code requirements. Only when the unit is activated do the lamps become visible, rotate 180 degrees, and begin operation. The result is a clean, almost invisible installation, that does not conflict with your interiors.

### Architectural Features

Standard white powder coat finish or units can be customized in the field using paint, wallpaper, or applique finishes.

No minimum order for factory custom powder coat finish, (RAL # required).

Compact, completely self-contained units. Designed for wall or ceiling installations, including gypsum board, plaster or acoustical tile.

Fully automatic operation, door is operated by a 12 Volt DC motor with integrated high-torque gear head.

Fully adjustable 12, 20, 35, 50, or 75 Watt quartz halogen lamps are available for up to 150 Watt output 12 volt.

3000 hour, MR-16 with GU-10 bi-pin twist lock base.


Lamp Wattage of up to 75 watts is available. Quartz halogen lamps virtually eliminate the need for replacement.

The 30 year continuous duty motor is maintenance-free under normal operation.

UL Listed.



Gonpachi Restaurant, Beverly Hills CA



Custom Finish  
Available to Match  
Your Interiors.

# RPL Series R4000



REM (Remote Power Required)

FIXTURE SCHEDULE	FIXTURE TYPE:	PROJECT NAME/REF:
APPROVAL:	LAMP TYPE:	PROJECT LOCATION:

## Installation

### Remote Powered R4000 Fixture:

The normal power (120 or 277 VAC) and the emergency power (120 or 277 VAC) connections are made to the recessed enclosure. The door, lamp, and motor drive assembly is inserted into the recessed enclosure. The assembly is then secured in place with two (2) concealed bolts that allow for adjustment to the wall or ceiling thickness. For complete installation and operation instructions, please refer to the instruction sheet included with each unit.

## New Projects

For new projects, a single enclosure is mounted before the wall or ceiling material is installed.

## Retrofit/Remodeling Projects

For retrofit/remodeling applications a multi-section (suffix RB) enclosure is available. See options and technical data section for details.

## Product Specifications

The emergency lighting unit shall be R4000, and will conform to UL Standard #924 and be installed in accordance to Article 700 of the National Electrical Code. The unit will be stored in a retracted position during normal power conditions and upon the loss of utility power, will be deployed into the open position and the lamps energized. Restoration of utility power will cause the unit to retract to the stored position and the lamps extinguish. The unit shall be constructed of cold rolled steel. Motor shall be a 12 Volt sealed permanent magnet type with a 30 year service life. The electronics shall be a solid state design. Lamps shall be MR-16 with GU-10 12 volt Bi-Pin twist lock base. The unit shall be available in 12, 120 and 277 Volt configurations.

## Limited Warranty

All Concealite equipment is guaranteed against defects in materials and workmanship by the manufacturer for a period of three years from date of shipment under normal operations and proper use. Correction of all defects shall be by replacement or repair (at our discretion) and shall constitute fulfillment of all manufacturer's obligations.

R4000



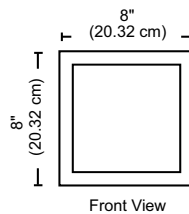
### Note:

Unit requires finished opening of 7 1/4"H x 6 3/4"W. Unit depth of 3 5/8" allows for installation into stud wall or ceiling.

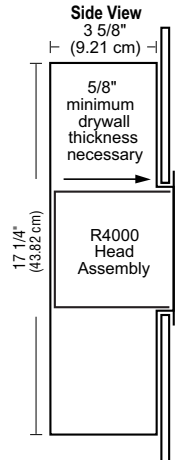
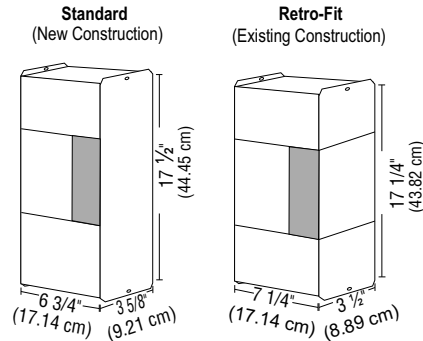
### Unique to the Market:

A Retro Back Box is Available that Allows Installation into Existing Construction

Unit Dimensions



Back Box Dimensions



## Ordering Information

	R4	20	120N	120E	OPTIONS
Series	RPL R4000 (REM)				
Type	12 Two (2)12 Watt Quartz Halogen Lamps 20 Two (2)20 Watt Quartz Halogen Lamps 35 Two (2)35 Watt Quartz Halogen Lamps 50 Two (2)50 Watt Quartz Halogen Lamps 75 Two (2)75 Watt Quartz Halogen Lamps				
Regular Voltage (Non-Emergency)	12 VDC 120 VAC 277 VAC				
Emergency Voltage	12 VDC 120 VAC 277 VAC				
Options	PT - Plaster Trim (required for actual plaster, not to be used for gypsum drywall). SM - Surface Mount Enclosure CF - Custom Finish (match to an actual powder coat RAL # only). RB - Retro Fit Back Box for Remodel Projects TBAR - T-Bar Mounting Kit				

## REM Power Requirements for the R4000 Fixture:

The R4000 fixtures are remote powered and do not have self contained batteries. External emergency power source is required, such as an Inverter, central battery unit or generator.

There are two ways to power and activate the R4000 fixtures, a single circuit method and a two circuit normal power monitoring method. Please review the attached Power Requirement Form to properly specify the correct fixture for your application.



202 Elk Street, P.O. Box 160  
 Elkton, SD 57026  
 Phone: (605)542-4444  
 Fax: (605)542-3333  
 www.concealite.com

Note: These specifications are subject to change

# Power Requirements for the RPL Series R4000



Power Requirements for the RPL Series:  
Does Not Have Self-Contained Battery System

There are two ways to power the R4000 from an emergency power source. The R4000 only needs to be powered during the emergency mode. The R4000 automatically returns to the closed position when the emergency circuit is de-energized. However, monitoring what is actually happening within the area and supply sources available dictates whether one or two input circuits are needed.

## Method #1 (One Circuit)

Provide one emergency power circuit that is energized only during the operation of the generator. This can be sourced from the emergency panel circuit breakers typically located on the generator itself. Dedicated circuit breakers must be called out as part of the generator specifications. The emergency circuit voltage must be specified and can be either 120 Volt or 277 Volt AC.

## Item # Example:

R4-REM-Wattage-120E (Generator Leads Only) or R4-REM-Wattage-277E (Generator Leads Only)

## Method #2 (Two Circuits)

Provide one emergency power circuit from a building emergency panel. This is typically a panel that is constantly supplied by normal power & backed up by emergency power via an automatic transfer switch from a generator. This emergency circuit would basically serve the R4000 with a constant hot emergency source, so the R4000 requires notification when an actual emergency condition is occurring.

Provide one normal power circuit from a building normal power panel that is not backed up by an emergency source. This circuit would power a relay in the R4000 that would sense the loss of normal power and close the contact on the emergency circuit serving the R4000 during emergency mode.

The emergency and the normal branch circuit voltages must be specified and can be any combination of 120 Volt or 277 Volt AC.

## Item # Example:

R4-REM-Wattage-120N/120E or R4-REM-Wattage-277N/277E

R4-REM-Wattage-120N/277E or R4-REM-Wattage-277N/120E



# R4000

## Job Order Form



202 Elk Street, P.O. Box 160  
Elkton, SD 57026  
Phone: (605)542-4444  
Fax: (605)542-3333  
www.concealite.com

### RPL Series R4000 (REM)

To enhance the customer service of Concealite Life Safety Products and to ensure that the correct product is shipped, please complete this form and return to Concealite. This form must be signed off on by a Project Manager, Specifier, or Electrical Engineer. Thank you, Concealite Life Safety Products

<b>To:</b>	<b>Date:</b>
<b>Date:</b>	<b>Job #:</b>
<b>Sold To:</b>	<b>Job Name:</b>
<b>Phone:</b>	<b>PO #:</b>



REM (Remote Power Required)

The above Job Order has the following R4000 remote powered fixtures ordered:

---

---

For R4000 (REM) fixture designation:

Emergency Voltage \_\_\_\_\_

Normal Voltage \_\_\_\_\_

**OR**

Generator Leads Only Voltage \_\_\_\_\_

By signing this form, I confirm that a generator or inverter is installed on the job site for the above order:

Name

Title

Date

---

The fixture(s) ordered are custom built per your order requirements and non-returnable, except for factory defects.